

TIMSS 2019 – Restricted Use Items – Data

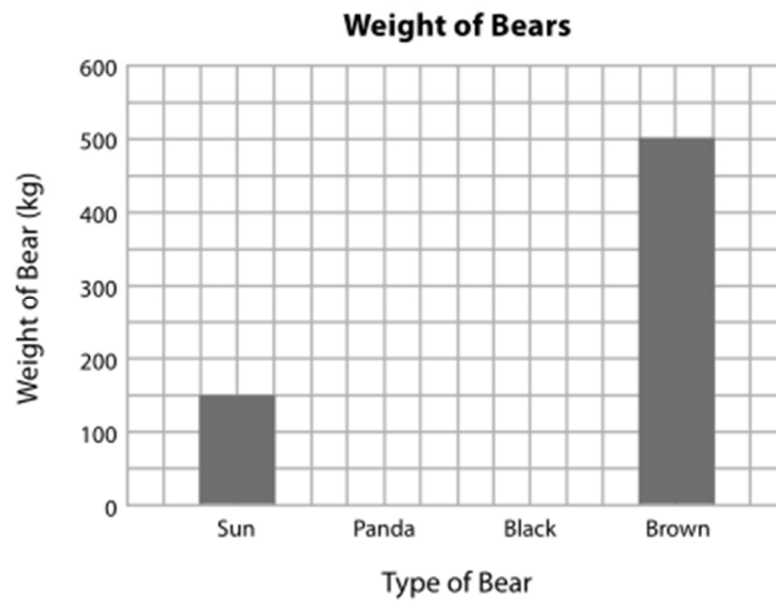
Benchmark 1

Applying

The table shows the weights of 4 bears.

Type of Bear	Weight (kg)
Sun	150
Panda	200
Black	250
Brown	500

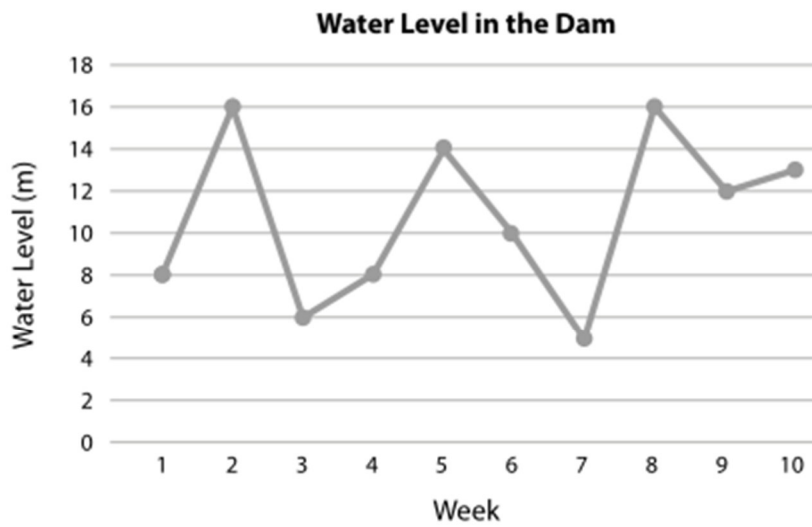
Use the data to complete the graph.



Benchmark 2

Knowing

The graph shows the water level in a dam for 10 weeks.



A. What was the water level for week 8?

Answer: _____ m

Benchmark 3


Reasoning

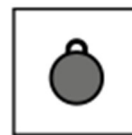
Animal Weights


Animal	Weight (kg)
Cheetah	50
Lion	100
Leopard	75

Complete the pictograph of the weight of each animal.

The cheetah has been done for you.

Animal	Weight (kg)
Cheetah	
Lion	
Leopard	



Key:  = 50 kg

Benchmark 4

Applying

Skylar recorded the number of cars that traveled along her street each morning.

Day	Number of Cars
Monday	8
Tuesday	5
Wednesday	7
Thursday	10
Friday	12

She started making a graph of her data.

What numbers should Skylar use to label the horizontal lines on her graph?

Put the numbers in the boxes on Skylar's graph.

